



DESKING

Buro Syntra
Single Height Adjustable Desks

buroseating.com

buro
ergonomics at work®

Buro Syntra

Ergonomic innovation

The Buro Syntra Height Adjustable Desk range combines ergonomic innovation with premium materials for a healthier, more productive workspace. It features a powder-coated steel round leg frame and an FSC®-certified E0 board desktop with white laminate finish and ABS edging for durability and style. Available in two width options, with optional cable management. Dual electric motors operate at a quiet 48 decibel and deliver smooth movement via a 3-stage height adjustment system. With safety features and a 140kg load capacity, it's built for performance.

Key Features & Benefits

	Single White Frame	Single Black Frame
1500 x 750	SYN1575HADRDLDLWHLW	SYN1575HADRDLDLWHLW
1800 x 750	SYN1875HADRDLDLWHLW	SYN1875HADRDLDLWHLW

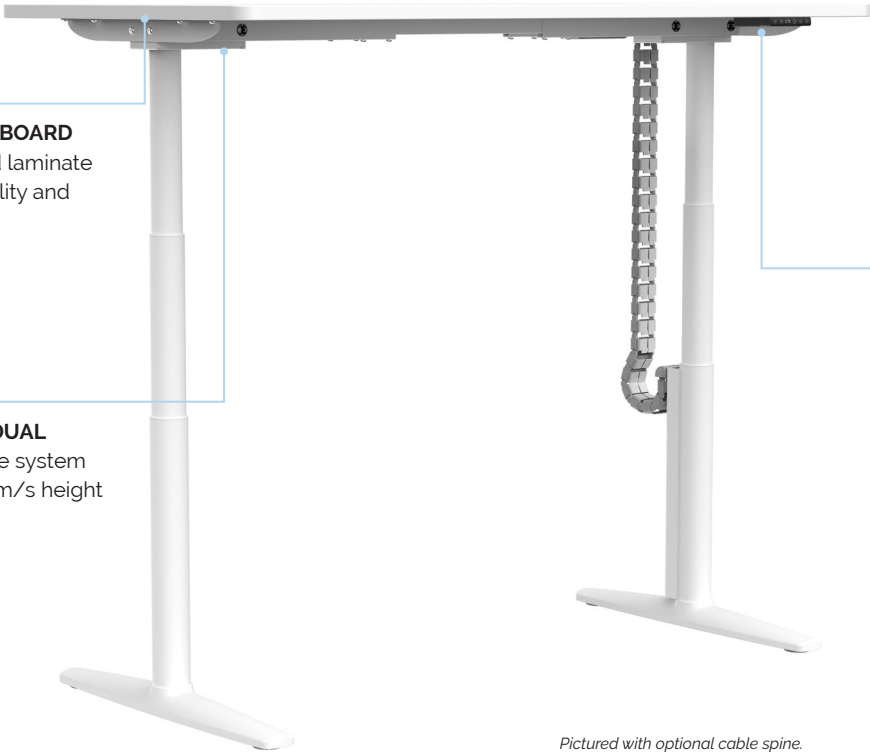


BLACK FRAME
Optional cable spine

FSC®-CERTIFIED E0 BOARD
with ABS edging and laminate finish ensures durability and sustainability.

QUIET 48 DECIBEL DUAL MOTORS and 3-stage system deliver smooth 30mm/s height adjustment.

650-1300MM HEIGHT RANGE with patented Healthy Spine Mode and memory key settings.



Pictured with optional cable spine.

International Standards

The Buro Syntra desk range is supported by the following internationally recognised standards:

- **FSC®** certified wood
- Meets **ANSI/BIFMA X5.5:2021** Desk and Table Products
- **RCM** compliant

Features

- Variable-width telescopic desk frame: Powder-coated steel round leg
- Desktop: 25mm FSC®-certified E0 board with 2mm ABS edging and high-quality laminate finish
- Adjustable levelling feet for stability
- Desktop includes pre-drilled t-nut holes for fast, accurate assembly alignment
- 48 decibel dual electric motors
- 3-stage telescopic system for variable height range of 650-1300mm
- 30mm/s height adjustment speed
- 5-key control: Up, Down, patented Healthy Spine Mode (HSM), 2 memory presets
- Anti-collision interference technology
- Overheat and overload protection

Custom Options

- Cable spine (SYNSGLRDLGCBLSPN)
- Available as frame only

Frame Colour Options

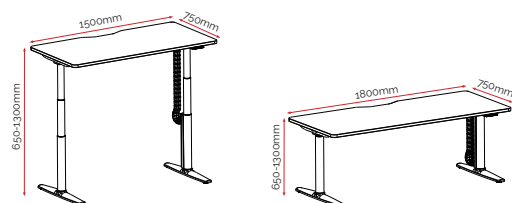


Specifications (mm)

Single 1500	1500w / 750d / 650-1300h / 46kg
Single 1800	1800w / 750d / 650-1300h / 50kg

Carton Dimensions.

1500 Desktop	1875w / 825d / 60h / 19kg
1800 Desktop	1575w / 825d / 60h / 23kg
Frame	765w / 645d / 130h / 27kg

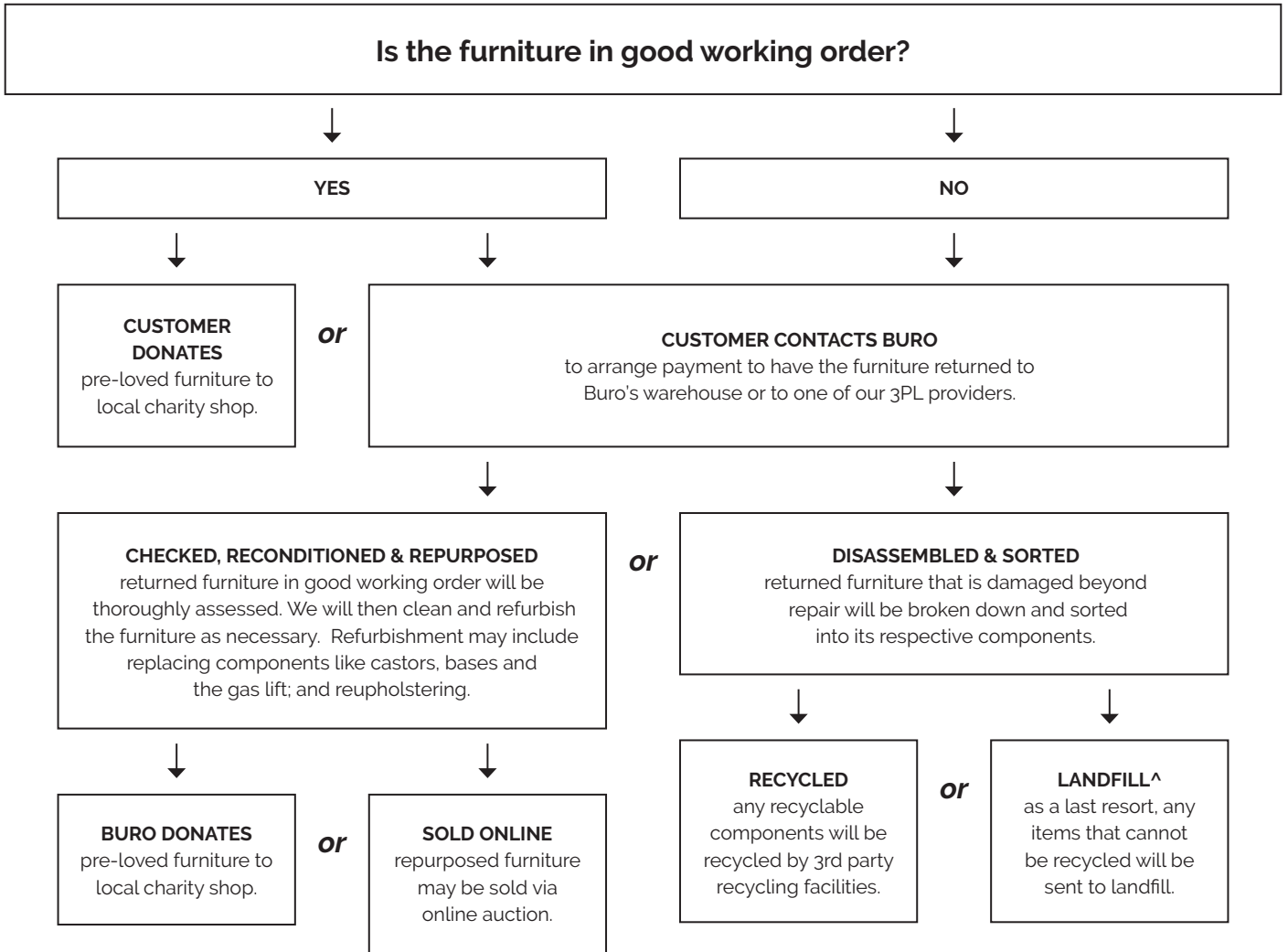


Quality Assurance and Accreditations



Buro Product Stewardship Programme

We encourage repurposing and recycling of pre-loved office furniture to reduce our impact on the environment. When a customer has Buro furniture* that they wish to dispose of, we apply the following steps to determine the most appropriate method.



To mitigate our CO2 footprint over the next 50 years, we're working with **Trees That Count**, a conservation charity dedicated to planting native trees.

By funding the planting of native trees, we're supporting efforts to increase biodiversity across New Zealand.

Buro proudly support **Greening Australia**.

Greening Australia has been restoring Australia's unique landscapes and protecting biodiversity at scale through collaborative, science-based programs for over 40 years.
www.greeningaustralia.org.au.

As a **Sedex member** we are committed to being a responsible business, sourcing responsibly, and improving ethical standards and working conditions within the supply chain.

*Qualifying furniture must be Buro branded product (Buro Seating, Konfurb, Mondo), or a partner exclusive brand. ^Many of our products are GREENGUARD certified for safe emission levels. This reduces the environmental impact when sending any components to landfill.