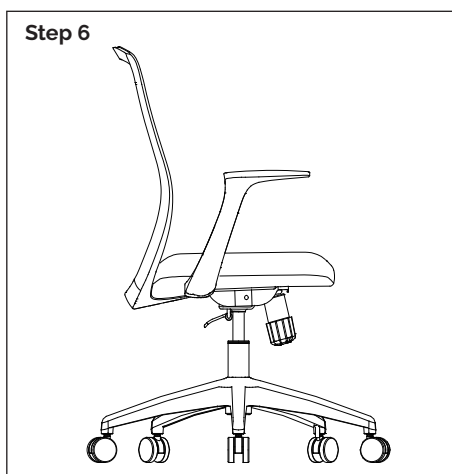
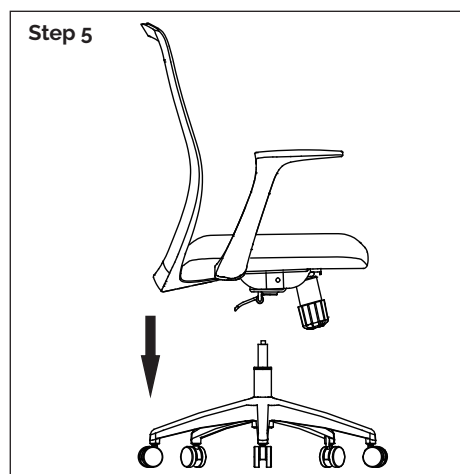
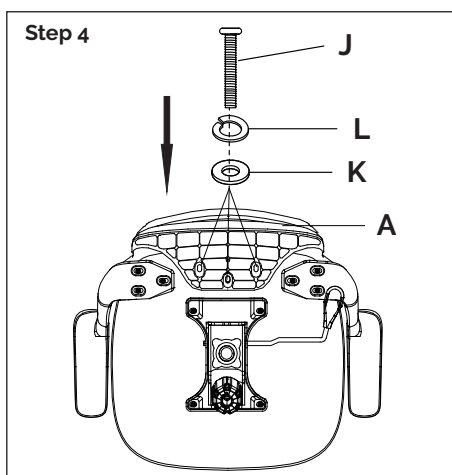
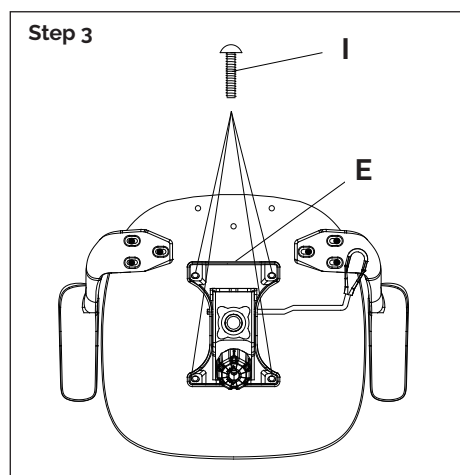
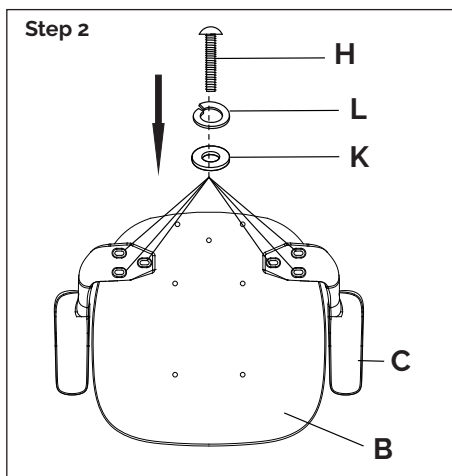
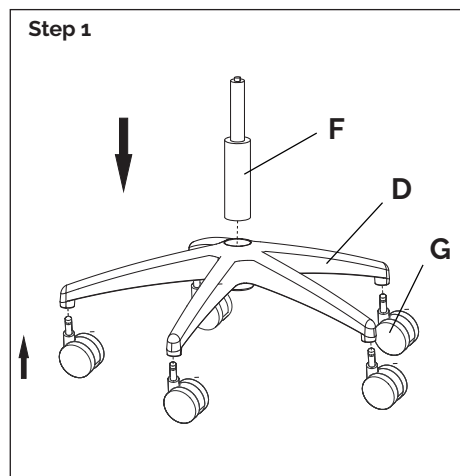


# Assembly, Operating & Maintenance Instructions

**mondo**

**Attention: Please remove all items from the carton, and verify all pieces before assembly.**

## MONDO FLEET Chair



### Parts List

KEY	QTY	DESCRIPTION
A	1	Backrest
B	1	Seat
C	2	Armrests
D	1	5 Star Base
E	1	Lever Mechanism
F	1	Gaslift
G	5	Castors
H	6	Screw (M6*45mm)
I	4	Screw (M6*20mm)
J	3	Screw (M8*50mm)
K	1	Flat Washer
L	1	Spring Washer
M	1	Allen Key

### Care & Maintenance

#### GENERAL CARE

- To maintain the appearance of non-upholstered parts wipe the surface with a clean cloth dampened with a mild detergent solution.
- Do not remove any parts for separate cleaning.
- Do not saturate the fabric or interior with water or other cleaning liquids.
- Do not shampoo clean.
- Do not clean with hot water extraction machine.
- Do not clean with onsite drycleaning machine.
- Protect from direct sunlight, heat and weather.

#### FABRIC/MESH UPHOLSTERY CARE

- Wipe with a clean cloth dampened with a mild upholstery detergent solution.
- A soft bristle brush may be used to remove ingrained soil.
- Spot clean as above.
- Treat spills and stains as soon as possible.
- Persistent stains may require treatment by a professional cleaner.
- May be cleaned with dry powder cleaners.
- Allow to dry thoroughly before reuse.

### Upholstery & Foam Specs\*

#### FOAM

Flame Resistant: Ca117 Section A Part I & Section D Part II

#### UPHOLSTERY: FABRIC

Flame Resistance: Ca117 Section E Class I

\*This applies only to standard Mondo stock. Any customer specified upholstery may not meet these specifications.

### Preventative Maintenance & Warning!

- Use this product only for seating one person at a time.
- Do not use this chair as a step stool/ladder.
- Do not sit on any part of the chair except the seat.
- Do not use this chair on uneven floor surfaces.
- Do not interfere with the operating of the gas lift.
- Do not use chair unless all bolts, screws and knobs are tight.
- At least every six months check all bolts, screws and knobs to ensure they are tight.
- If any parts are missing, broken, damaged or worn do not use the product until repairs are made using factory authorised parts.
- Dispose of packaging properly.
- Plastic bag is not a toy.
- Do not use plastic bag as a head covering as it may cause suffocation.
- Failure to follow these warnings could result in serious injury.