

PERFORMANCE



## Buro Metro II High Back 24/7

[buroseating.com](https://buroseating.com)

**buro**  
ergonomics at work®

# Buro Metro II High Back 24/7

## Superior function & comfort

Designed for multi-shift operations, the Buro Metro II High Back 24/7 features a breathable fine mesh back with adjustable lumbar support, and exceptionally comfortable seat with elastic knit upholstery. Without compromising on comfort, the heavy-duty base and 3 lever heavy-duty mechanism with depth adjustable seat slide delivers outstanding ergonomics, strength and support. It is ideal for a wide variety of 'around the clock workplaces'.

### Key Features & Benefits

**224-N-153-SS** Metro II HB 24/7 Nylon Base

**224A-N-153-SS** Metro II HB 24/7 Nylon Base with arms



WITH ARMS



#### MESH BACK

Breathable mesh back to help regulate temperature and keep you cool.

#### ROBUST 3 LEVER MECHANISM WITH SEAT SLIDE

The adaptable mechanism allows for independent ergonomic adjustment.

#### COMFORTABLE SEAT

High density polyurethane moulded foam for your comfort.

## International Standards

The Buro Metro II HB 24/7 chair is supported by the following Internationally recognised standards:

- **AFRDI 142** Rated Load 160kg Multi Shift Operation<sup>5</sup>
- **GREENGUARD** certification
- Test to Australian/ New Zealand Standard **AS/NZS 4438:1997** - Height Adjustable Swivel Chairs
- Endorsed by the Australian Physiotherapy Association

## Features

- Adjustable seat height
- Ratchet height adjustable back and adjustable lumbar support
- Independently adjustable seat tilt - free floating or lockable
- Independently adjustable back tilt - free floating or lockable
- Depth adjustable seat slide
- High density polyurethane moulded foam seat
- Black nylon base
- 60mm Castors

### Custom Options.

- 107-1 Aluminium Base Kit
- Soft PU castors (CE1121P)
- Customer specified fabric (seat only)

## Specifications (mm)

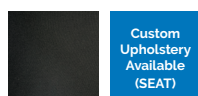
|                   |                     |
|-------------------|---------------------|
| Overall           | 630w / 650d / 1150h |
| Back              | 470w / 560h         |
| Seat              | 520w / 490d         |
| Seat Height       | 485-615h            |
| Seat Depth Range* | 435-485d            |

### Carton Dimensions.

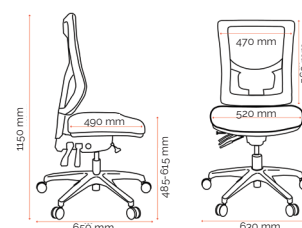
|        |       |
|--------|-------|
| Width  | 640   |
| Height | 370   |
| Length | 780   |
| Weight | 21 kg |

## Upholstery

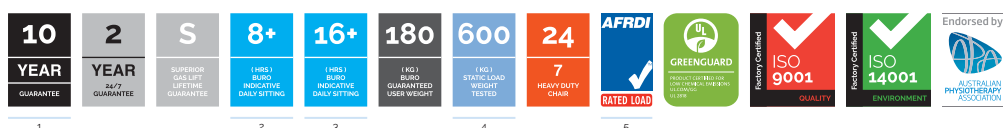
Elastic III Custom<sup>7</sup>



Black<sup>6</sup>  
153



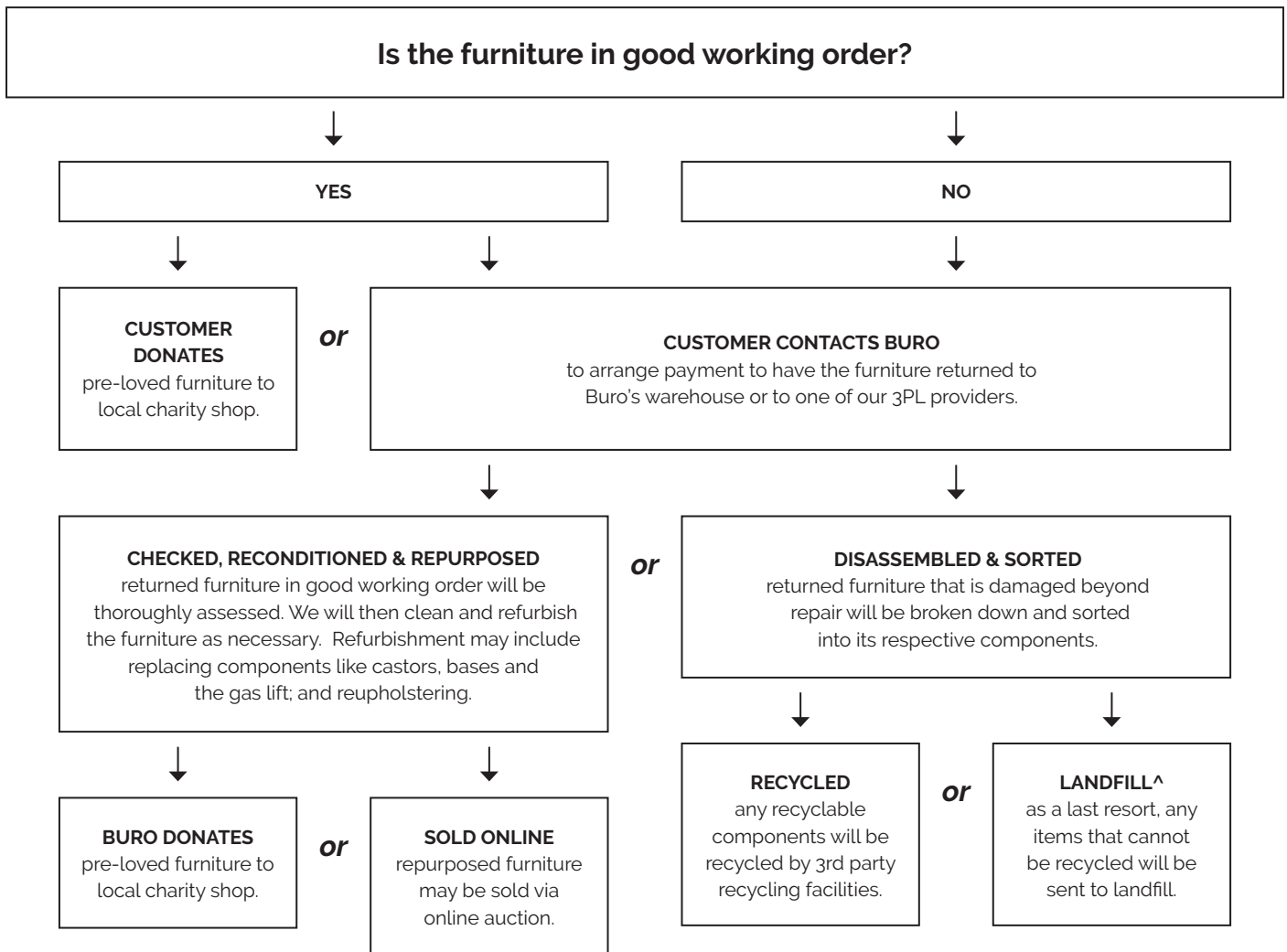
## Quality Assurance and Accreditations



<sup>1</sup>10 Yr Guarantee: Excludes upholstery. <sup>2</sup>Buro Indicative daily sitting hours: 8+ with 10 yr guarantee <sup>3</sup>Buro Indicative daily sitting hours: 16+ with 2 yr guarantee <sup>4</sup>Static Load Testing: Furntech - AFRDI approved for users up to & including 160kg. Static Load tested to 600kg. Any Static Load test is a strength test which simulates higher than normal dynamic loads that may occasionally be applied to a chair by the user. <sup>5</sup>AFRDI Standard AFRDI 142 - rated loads for office swivel chairs at 160kg - Multi Shift operations. <sup>6</sup>Fabric: Same day dispatch <sup>7</sup>Fabric: For custom fabric ETA's can be supplied on request. <sup>\*</sup>Seat Depth Adjustment: Measured from back lumbar to front seat edge. **General:** Guarantee conditions apply, please see buroseating.com. For indent purchases (non stock orders) conditions may apply, please see buroseating.com for definitions & conditions. In the interests of product development, Buro reserves the right to alter product specifications & features without notice.

# Buro Product Stewardship Programme

We encourage repurposing and recycling of pre-loved office furniture to reduce our impact on the environment. When a customer has Buro furniture\* that they wish to dispose of, we apply the following steps to determine the most appropriate method.



To mitigate our CO2 footprint over the next 50 years, we're working with **Trees That Count**, a conservation charity dedicated to planting native trees.

By funding the planting of native trees, we're supporting efforts to increase biodiversity across New Zealand.

**Buro** proudly support **Greening Australia**.

Greening Australia has been restoring Australia's unique landscapes and protecting biodiversity at scale through collaborative, science-based programs for over 40 years.  
[www.greeningaustralia.org.au](http://www.greeningaustralia.org.au).

As a **Sedex member** we are committed to being a responsible business, sourcing responsibly, and improving ethical standards and working conditions within the supply chain.

\*Qualifying furniture must be Buro branded product (Buro Seating, Konfurb, Mondo), or a partner exclusive brand. ^Many of our products are GREENGUARD certified for safe emission levels. This reduces the environmental impact when sending any components to landfill.