

buroseating

PERFORMANCE



Buro Elan.

buroseating.com

Buro Seating by

buro
ergonomics at work®

Buro Elan.

Elegant and ergonomic.

The Buro Elan is an office chair with a graceful appearance, elegant lines and advanced ergonomic features including a synchro mechanism, breathable mesh back, depth adjustable seat slide, lumbar support and optional headrest. Choose from a black or light grey frame to complement the workplace or home office interior.

Key Features & Benefits.

159A-M3 Elan with arms (Black)

159A-M2 Elan with arms (Light Grey)



HEADREST
Light Grey

MESH BACK

Breathable mesh back to help regulate temperature and keep you cool.

SEAT SLIDE

Adjusts the seat depth to accommodate taller users and/or longer leg lengths.



SYNCHRONISED MECH

Free floating or lockable synchronised seat and back tilt to encourage movement

International Standards.

The Buro Elan is supported by the following Internationally recognised standards:

- Meets **ANSI/BIFMA** x5.1-2017 General-Purpose Office Chairs
- **AFRDI 142** Rated Load 135kg Single Shift certification⁴

Ergonomic Assessment.

The Buro Elan has been ergonomically assessed by Andrew Wilson, Osteopath & Ergonomist.

"A very good seat featuring a synchronised mechanism. It will suit a wide range of users. Highly recommended."

Andrew Wilson, Osteopath & Ergonomist - 2 Nov 2022

Features.

- Adjustable seat height
- Adjustable lumbar support
- Height and width adjustable arms
- Synchronised seat and back tilt
- Adjustable seat depth

Custom Options.

- Height adjustable headrest
(Black: 159-M3-HDREST/Grey: 159-M2-HDREST)

Specifications. (mm)


Overall	495w / 635d / 1010h
Back	485w / 635h
Seat	520w / 455d
Seat Height	460-560h
Seat Depth Range ⁵	450-500d
Headrest (optional)	295w / 165h

Carton Dimensions.

Width	320
Height	730
Length	640
Weight	17.1 kg

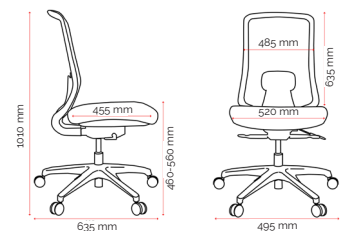
Upholstery.

Fabric

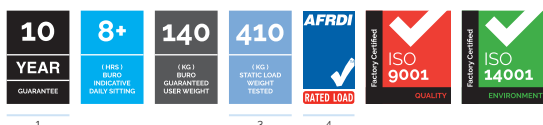


Black²
M3

Light Grey²
M2



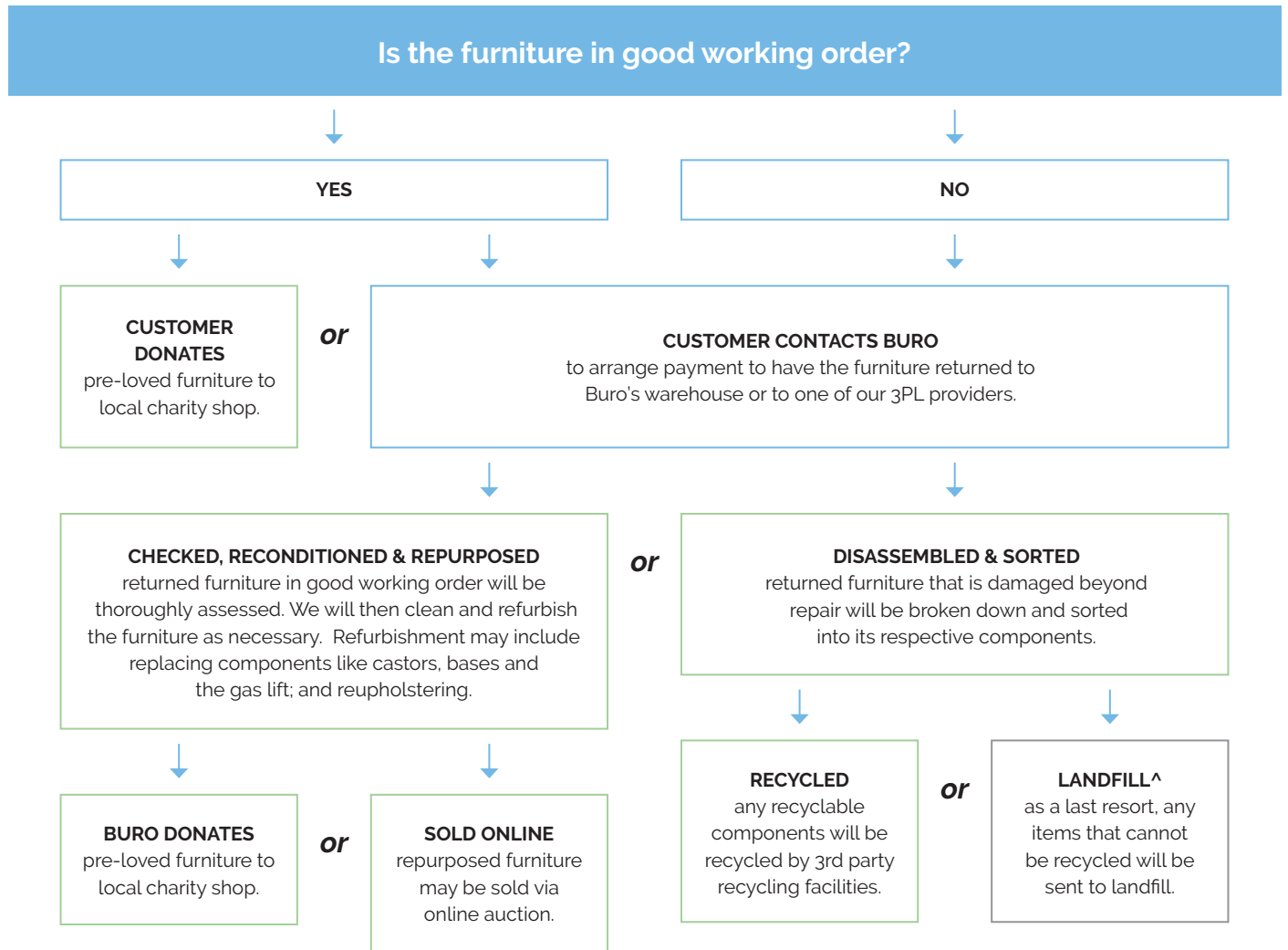
Quality Assurance and Accreditations.



¹10 Yr Guarantee: Excludes upholstery. ²Fabric: Same day dispatch. ³Static Load Testing: Furntech - AFRDI approved for users up to & including 135kg. Static Load tested to 410kg. Any Static Load test is a strength test which simulates higher than normal dynamic loads that may occasionally be applied to a chair by the user. ⁴AFRDI Standard AFRDI 142 - rated loads for office swivel chairs at 135kg - Single Shift operations. ⁵Seat Depth Adjustment: Measured from back lumbar to front seat edge. **General:** Guarantee conditions apply, please see buroseating.com. For indent purchases (non stock orders) conditions may apply, please see buroseating.com for definitions & conditions. In the interests of product development, Buro reserves the right to alter product specifications & features without notice.

Buro Product Stewardship Programme.

We encourage repurposing and recycling of pre-loved office furniture to reduce our impact on the environment. When a customer has Buro furniture* that they wish to dispose of, we apply the following steps to determine the most appropriate method.



To mitigate our CO2 footprint over the next 50 years, we're working with **Trees That Count**, a conservation charity dedicated to planting native trees.

By funding the planting of native trees, we're supporting efforts to increase biodiversity across New Zealand.

Buro proudly support **Greening Australia**.

Greening Australia has been restoring Australia's unique landscapes and protecting biodiversity at scale through collaborative, science-based programs for over 40 years.
www.greeningaustralia.org.au.

As a **Sedex member** we are committed to being a responsible business, sourcing responsibly, and improving ethical standards and working conditions within the supply chain.

*Qualifying furniture must be Buro branded product (Buro Seating, Konfurb, Mondo), or a partner exclusive brand.
^Many of our products are GREENGUARD certified for safe emission levels. This reduces the environmental impact when sending any components to landfill.