

buroseating

PERFORMANCE



Buro Metro II 24/7.

buroseating.com

Buro Seating by

buro
ergonomics at work®

Buro Metro II 24/7.

Superior function & comfort.

Designed for multi-shift operations, the Buro Metro II 24/7 features a breathable fine mesh back, and exceptionally comfortable seat with elastic knit upholstery. Without compromising on comfort, the heavy-duty base and 3 lever heavy-duty mechanism with depth adjustable seat slide delivers outstanding ergonomics, strength and support. It is ideal for a wide variety of 'around the clock workplaces' such as hospitals, airports, emergency departments, call centers, security guard stations, control rooms and multi-shift assembly operations.

Key Features & Benefits.

222-153-SS Metro II 24/7



WITH ARMS

MESH BACK

Breathable mesh back to help regulate temperature and keep you cool.

ROBUST 3 LEVER MECHANISM WITH SEAT SLIDE

The adaptable mechanism allows for independent ergonomic adjustment.

COMFORTABLE SEAT

High density polyurethane moulded foam for your comfort.



International Standards.

The Buro Metro II 24/7 chair is supported by the following Internationally recognised standards:

- **AFRDI 142** Rated Load 160kg Multi Shift Operation⁵
- **GREENGUARD** certification
- Meets Australian/ New Zealand Standard **AS/NZS 4438:1997** - Height Adjustable Swivel Chairs at Level 6 – Severe Commercial

Features.

- Adjustable seat height
- Ratchet height adjustable back
- Independently adjustable seat tilt - free floating or lockable
- Independently adjustable back tilt - free floating or lockable
- Depth adjustable seat slide
- High density polyurethane moulded foam seat
- Polished aluminium base (with reflective silver powder coated gas lift)
- 60mm Castors

Custom Options.

- Soft PU castors (CE1121P)
- Height and width adjustable arms (180-2)
- Customer specified fabric (seat only)

Specifications. (mm)

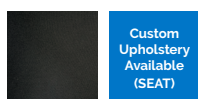
Overall	630w / 610d / 995h
Back	470w / 530h
Seat	520w / 490d
Seat Height	485-615h
Seat Depth Range*	420-470d

Carton Dimensions.

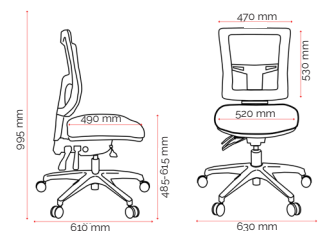
Width	640
Height	370
Length	730
Weight	21 kg

Upholstery.

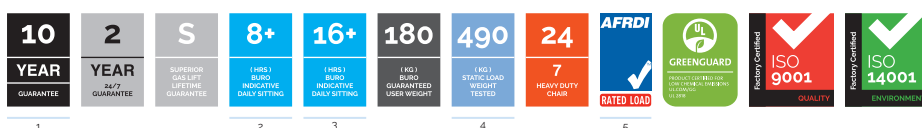
Elastic III Custom⁷



Black⁶
153



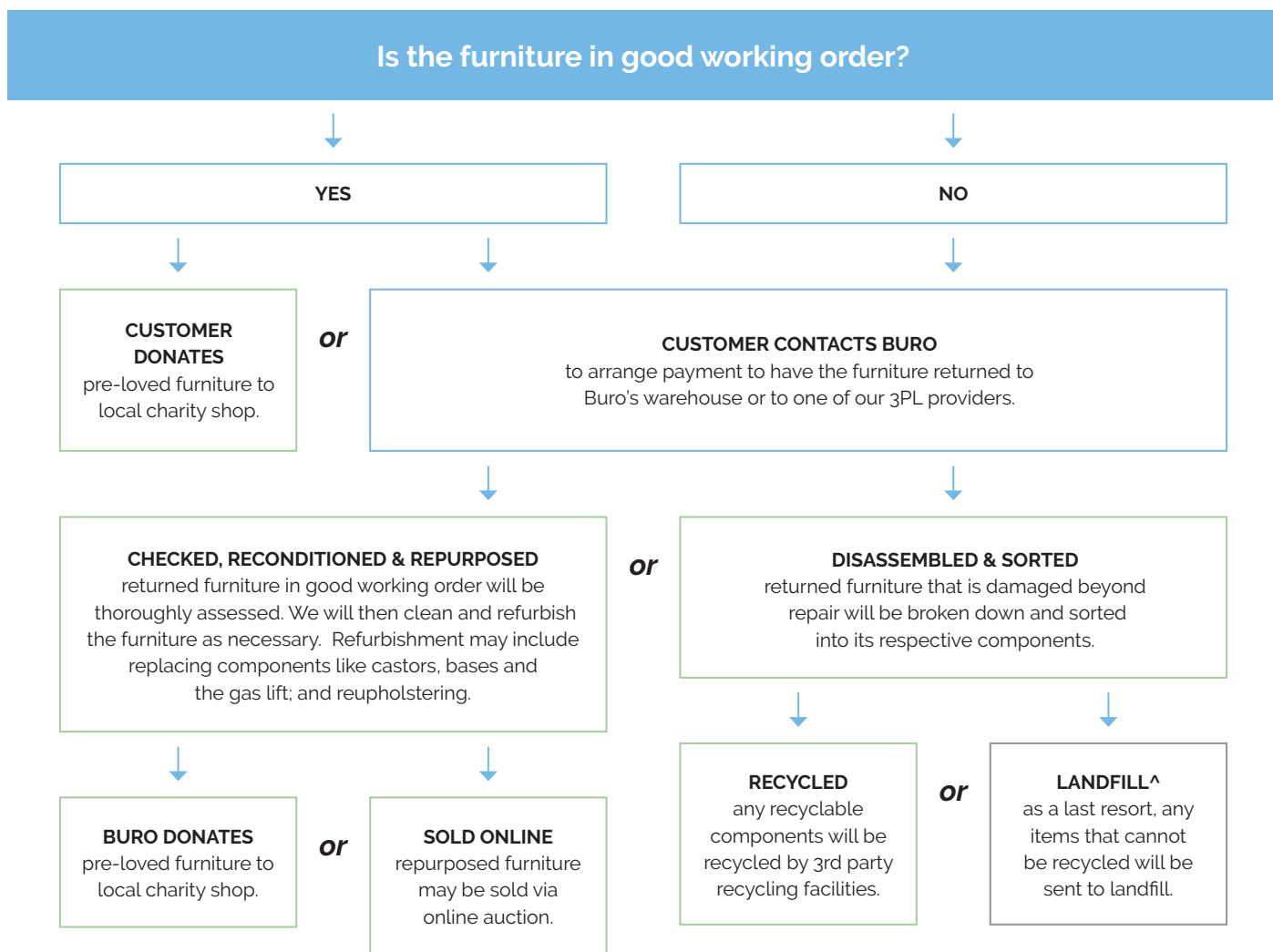
Quality Assurance and Accreditations.



¹10 Yr Guarantee: Excludes upholstery. ²Buro Indicative daily sitting hours: 8+ with 10 yr guarantee ³Buro Indicative daily sitting hours: 16+ with 2 yr guarantee ⁴Static Load Testing: Furntech - AFRDI approved for users up to & including 160kg. Static Load tested to 490kg. Any Static Load test is a strength test which simulates higher than normal dynamic loads that may occasionally be applied to a chair by the user. ⁵AFRDI Standard AFRDI 142 - rated loads for office swivel chairs at 160kg - Multi Shift operations. ⁶Fabric: Same day dispatch ⁷Fabric: For custom fabric ETA's can be supplied on request. ^{*}Seat Depth Adjustment: Measured from back lumbar to front seat edge. **General:** Guarantee conditions apply, please see bureoseating.com. For indent purchases (non stock orders) conditions may apply, please see bureoseating.com for definitions & conditions. In the interests of product development, Buro reserves the right to alter product specifications & features without notice.

Buro Product Stewardship Programme.

We encourage repurposing and recycling of pre-loved office furniture to reduce our impact on the environment. When a customer has Buro furniture* that they wish to dispose of, we apply the following steps to determine the most appropriate method.



To mitigate our CO2 footprint over the next 50 years, we're working with **Trees That Count**, a conservation charity dedicated to planting native trees.

By funding the planting of native trees, we're supporting efforts to increase biodiversity across New Zealand.

Buro proudly support **Greening Australia**.

Greening Australia has been restoring Australia's unique landscapes and protecting biodiversity at scale through collaborative, science-based programs for over 40 years.
www.greeningaustralia.org.au

As a **Sedex member** we are committed to being a responsible business, sourcing responsibly, and improving ethical standards and working conditions within the supply chain.

*Qualifying furniture must be Buro branded product (Buro Seating, Konfurb, Mondo), or a partner exclusive brand.

^Many of our products are GREENGUARD certified for safe emission levels. This reduces the environmental impact when sending any components to landfill.