

buroseating

PERFORMANCE



Buro Mentor.
Mesh Back chair.

buroseating.com

Buro Seating by

buro
ergonomics at work®

Buro Mentor.

An intuitive chair that does the work for you.

Leaving levers in the past, the Buro Mentor features Dynamic Intelligence™ seating technology. This mechanism intuitively responds to your weight and organic movement, supporting optimal posture and active sitting. The perfect office chair for home offices or shared spaces, adjusting to everybody's unique needs. With a comfortable and supportive mesh back, the Buro Mentor looks as good as it feels.

Key Features & Benefits.

- 132-M3** Nylon Base
- 132A-M3** Nylon Base with arms
- 132C-M3** Polished Ali Base
- 132A-C-M3** Polished Ali Base with arms



NYLON BASE
Arms

ALUMINIUM BASE

LUMBAR SUPPORT

Height adjustable lumbar to support your lumbar spine, promoting good posture.

SEAT SLIDE

Adjusts the seat depth to accommodate taller users and/or longer leg lengths.



INTUITIVE MECHANISM

With Buro Dynamic Intelligence™ seating technology, the Buro Mentor chair intuitively moves with your body.

International Standards.

The Buro Mentor Mesh chair is supported by the following Internationally recognised standards:

- **AFRDI 142** Rated Load 135kg Single Shift certification³
- **AFRDI Green Tick Certification** Level B Gold
- **GREENGUARD Gold** certification
- **FSC® 100%** certified wood
- **Endorsed by** Australian Physiotherapy Association

Ergonomic Assessment.

The Buro Mentor Mesh chair has been ergonomically assessed by Andrew Wilson, Osteopath & Ergonomist.

"An excellent all-round chair, with no obvious faults that would suit a wide range of users. I particularly like the default posture which encourages a forward thigh tilt posture. The excellent self-weighting tension mechanism encourages the user to use the dynamic features which make a synchro chair so beneficial."

Andrew Wilson, Osteopath & Ergonomist - 25 Feb 2018

Features.

- Featuring exclusive Buro Dynamic Intelligence™ seating technology
- Contoured polyurethane moulded foam seat
- Synchronised seat & backrest angle with 4 position locking adjustment
- Superior self weighting tension adjustment, adjusts automatically
- Depth adjustable seat slide
- Black nylon base or polished aluminium base
- Adjustable lumbar support
- 60mm soft PU castors
- Height, depth & angle adjustable arms with soft PU pads

Specifications. (mm)

Overall	635w / 640d / 1020h
Back	485w / 575h
Seat	515w / 480d
Seat Height	475-595h
Seat Depth Range*	430-480d

Carton Dimensions.


Width	360
Height	710
Length	660
Weight	17.2 kg

Custom Options.

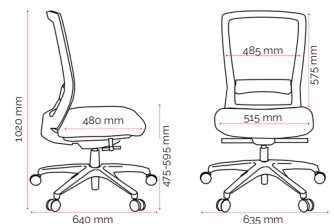
- Customer specified fabric (seat only)

Upholstery.

Elastic III Custom⁵



Black ⁴
153



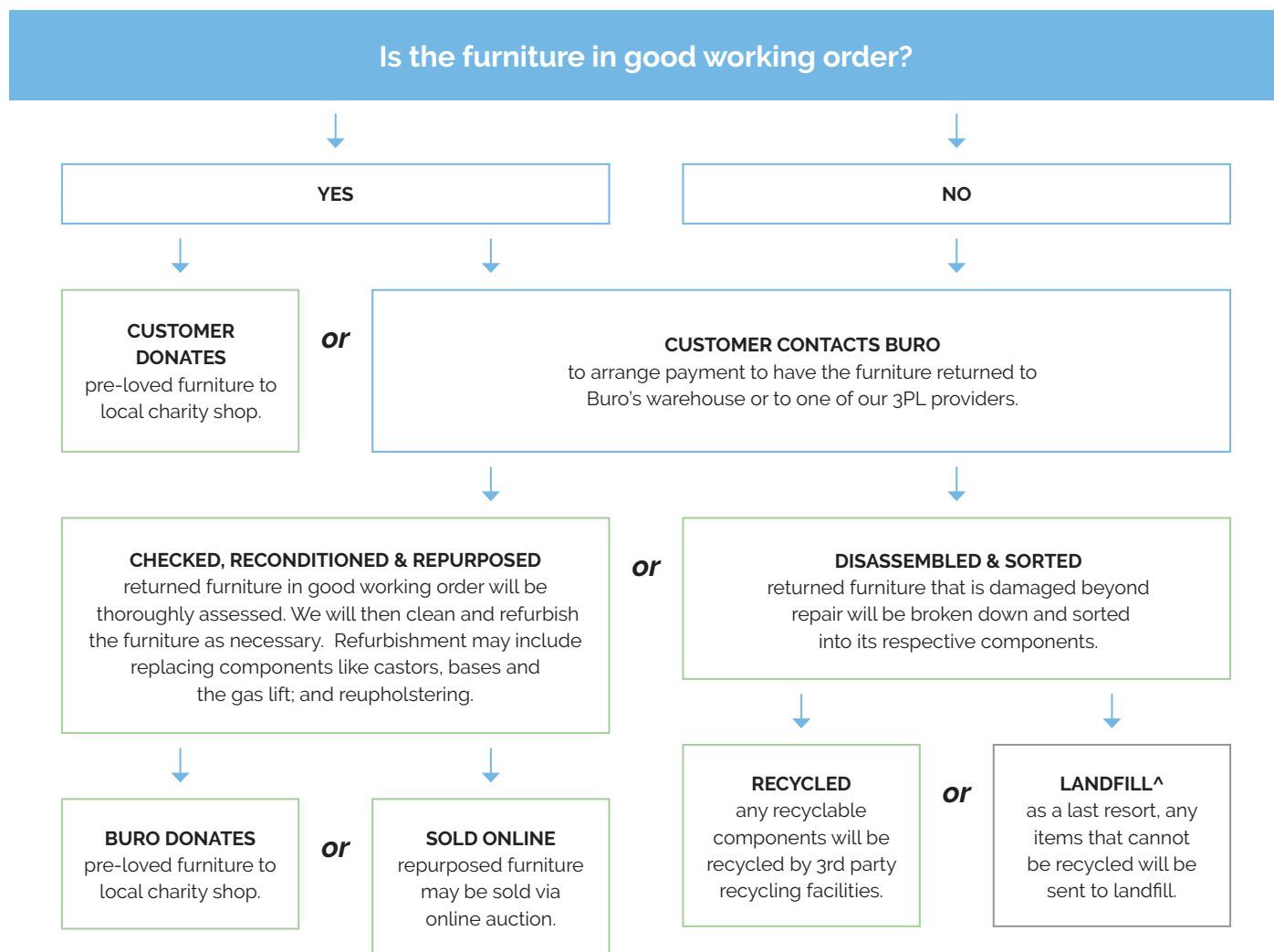
Quality Assurance and Accreditations.



¹10 Yr Guarantee: Excludes upholstery. ²Static Load Testing: Furntech - AFRDI approved for users up to & including 135kg. Static Load tested to 410kg. Any Static Load test is a strength test which simulates higher than normal dynamic loads that may occasionally be applied to a chair by the user. ³AFRDI Standard AFRDI 142 - rated loads for office swivel chairs at 135kg - Single Shift operations. ⁴Fabric: Same day dispatch ⁵Fabric: For custom fabrics ETA's can be supplied on request. ^{*}Seat Depth Adjustment: Measured from back lumbar to front seat edge. **General:** Guarantee conditions apply, please see buroseating.com. For indent purchases (non stock orders) conditions may apply, please see buroseating.com for definitions & conditions. In the interests of product, development, Buro reserves the right to alter product specifications & features without notice.

Buro Product Stewardship Programme.

We encourage repurposing and recycling of pre-loved office furniture to reduce our impact on the environment. When a customer has Buro furniture* that they wish to dispose of, we apply the following steps to determine the most appropriate method.



To mitigate our CO2 footprint over the next 50 years, we're working with **Trees That Count**, a conservation charity dedicated to planting native trees.

By funding the planting of native trees, we're supporting efforts to increase biodiversity across New Zealand.



Buro proudly support **Greening Australia**.

Greening Australia has been restoring Australia's unique landscapes and protecting biodiversity at scale through collaborative, science-based programs for over 40 years.
www.greeningaustralia.org.au.



As a **Sedex member** we are committed to being a responsible business, sourcing responsibly, and improving ethical standards and working conditions within the supply chain.

*Qualifying furniture must be Buro branded product (Buro Seating, Konfurb, Mondo), or a partner exclusive brand.

^Many of our products are GREENGUARD certified for safe emission levels. This reduces the environmental impact when sending any components to landfill.