

buroseating

PERFORMANCE



Buro Persona 24/7.

buroseating.com

Buro Seating by

buro
ergonomics at work®

Buro Persona 24/7.

Highly personalisable for maximum comfort.

The Buro Persona 24/7 chair is an impressive chair for any office or high energy multi-shift environment. Built to withstand the rigors of multi user/multi-shift work environments it is ideal for a wide variety of 'around the clock workplace settings' such as Hospitals, Airports, Emergency Departments, Call Centers, Security Guard Stations, Control Rooms and multi-shift assembly operations. The heavy duty base and 4 lever heavy-duty mechanism with seat slide functions delivers outstanding ergonomics, superior strength and comfort.

Key Features & Benefits.

128 Persona 24/7



COMFORTABLE SEAT AND BACK

High density polyurethane moulded foam for your comfort.

SEAT SLIDE

Depth adjustable seat slide for your comfort.

ROBUST 4 LEVER MECHANISM

The adaptable mechanism allows for independent ergonomic adjustments.

International Standards.

The Buro Persona 24/7 chair is supported by the following Internationally recognised standards:

- **AFRDI 142** Rated Load 160kg Multi Shift certification⁶
- **GREENGUARD** certification
- Meets Australian/ New Zealand Standard **AS/NZS 4438:1997** - Height Adjustable Swivel Chairs

Features.

- Body weight tension adjustment
- Adjustable seat height with superior heavy duty gas lift
- Ratchet height adjustable back/lumbar
- Independently adjustable seat tilt - free floating or lockable
- Independently adjustable back tilt - free floating or lockable
- Dedicated forward seat tilt & lock adjustment
- Depth adjustable seat slide
- Height & width adjustable arms
- High density polyurethane moulded foam
- Heavy duty nylon base and 60mm castors

Specifications. (mm)

Overall	700w / 590d / 1070h
Back	530w / 640h
Seat	520w / 490d
Seat Height	480-580h
Seat Depth Range*	455-495d

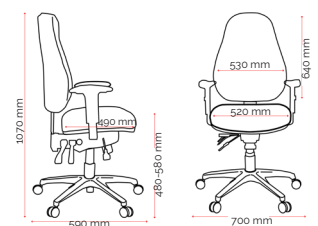

Custom Options.

- Soft PU castors (CE1121P)⁸

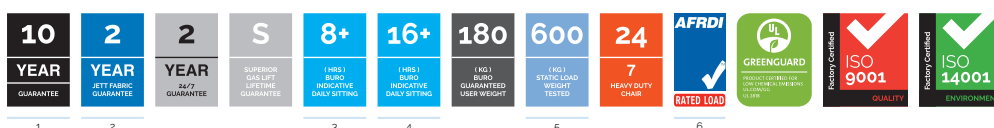
Carton Dimensions.

Width	660
Height	390
Length	730
Weight	28 kg

Upholstery.



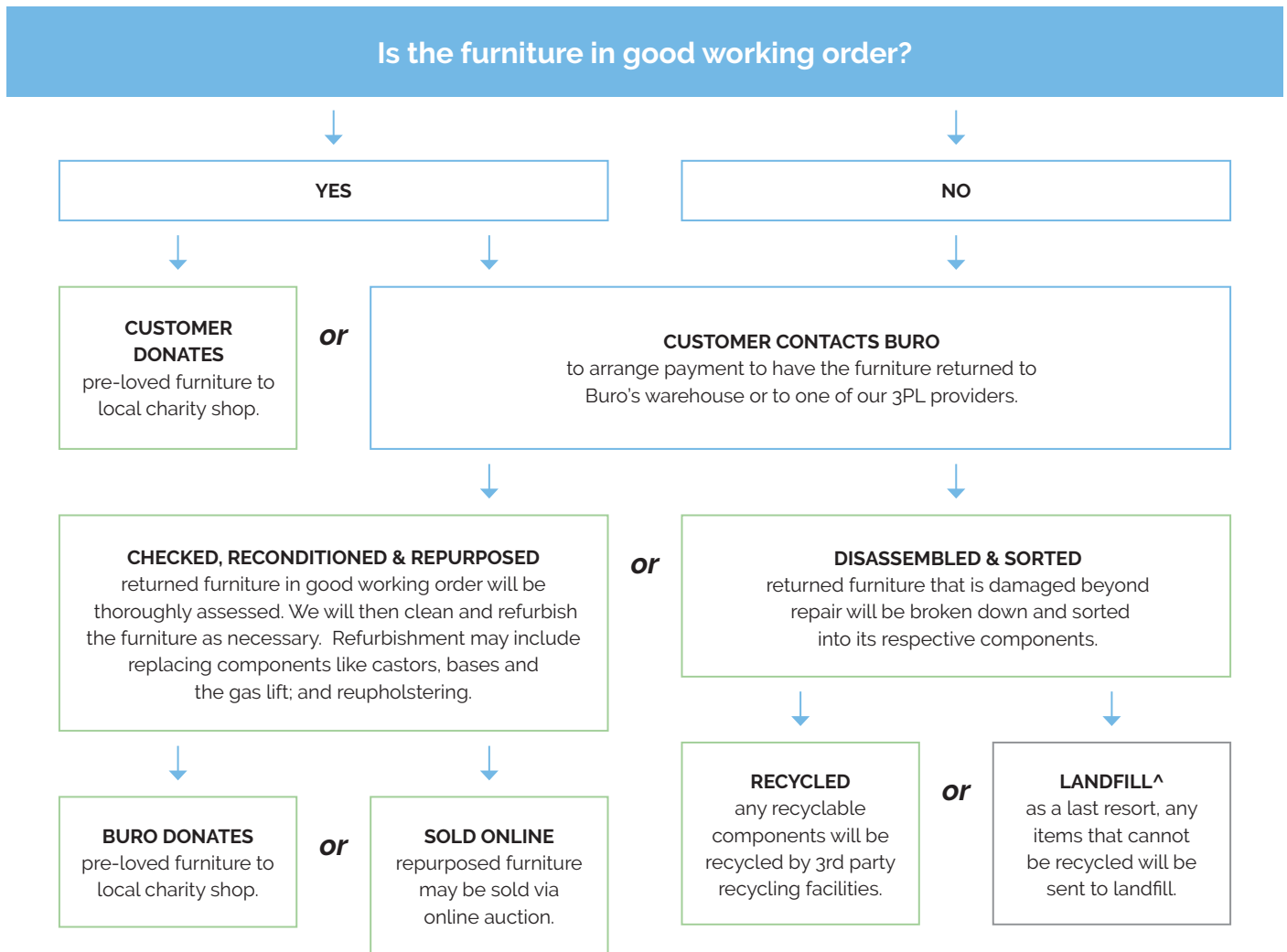
Quality Assurance and Accreditations.



¹10 Yr Guarantee: Excludes upholstery. ²2 Yr Jett Fabric Guarantee: Conditions apply, see buroseating.com. ³Buro Indicative daily sitting hours: 8+ with 10 yr guarantee ⁴Buro Indicative daily sitting hours: 16+ with 2 yr guarantee ⁵Static Load Testing: Furntech - AFRDI approved for users up to & including 160kg. Static Load tested to 600kg. Any Static Load test is a strength test which simulates higher than normal dynamic loads that may occasionally be applied to a chair by the user. ⁶AFRDI Standard AFRDI 142 - rated loads for office swivel chairs at 160kg - Multi Shift operations. ⁷Fabric: Same day dispatch. ⁸Extended lead time apply (components not necessarily AFRDI 142 certified). ^{*}Seat Depth Adjustment: Measured from back lumbar to front seat edge. **General:** Guarantee conditions apply, please see buroseating.com. For indent purchases (non stock orders) conditions may apply, please see buroseating.com for definitions & conditions. In the interests of product development, Buro reserves the right to alter product specifications & features without notice.

Buro Product Stewardship Programme.

We encourage repurposing and recycling of pre-loved office furniture to reduce our impact on the environment. When a customer has Buro furniture* that they wish to dispose of, we apply the following steps to determine the most appropriate method.



To mitigate our CO2 footprint over the next 50 years, we're working with **Trees That Count**, a conservation charity dedicated to planting native trees.

By funding the planting of native trees, we're supporting efforts to increase biodiversity across New Zealand.

Buro proudly support **Greening Australia**.

Greening Australia has been restoring Australia's unique landscapes and protecting biodiversity at scale through collaborative, science-based programs for over 40 years.
www.greeningaustralia.org.au

As a **Sedex member** we are committed to being a responsible business, sourcing responsibly, and improving ethical standards and working conditions within the supply chain.

*Qualifying furniture must be Buro branded product (Buro Seating, Konfurb, Mondo), or a partner exclusive brand.

^Many of our products are GREENGUARD certified for safe emission levels. This reduces the environmental impact when sending any components to landfill.